

CHELAN COUNTY

MONTHLY FINANCIAL REPORT

JUNE 2012



HIGHLIGHTS:

General Fund summary, projected and actual:

	Projected Year-to-Date	Actual Year-to-Date
Revenue	16,783,904	18,461,035
Expenditures	15,155,978	15,008,116
Net Income (Deficit)	1,627,926	3,452,919
Beginning Fund Balance	1,600,000	2,231,455
Current Fund Balance	3,227,926	5,684,374
Ending Cash Balance		7,022,590

The above projected numbers do not include emergency appropriations or unbudgeted revenue. Expenditures, revenues, and fund balances in this report are compiled on the modified accrual basis.



Prepared by:
Brad Posenjak, CPA
 Chief Deputy Auditor
 (509) 667-6655
brad.posenjak@co.chelan.wa.us

Previous monthly financial reports are available at http://www.co.chelan.wa.us/ad/accounting/county_budget.htm

GENERAL FUND - BY CATEGORY

Through June 30, 2012

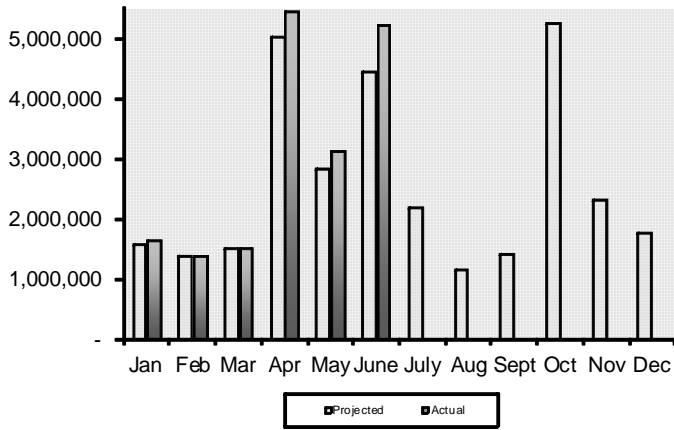
REVENUE	Month-To-Date			Year-To-Date		
	Projected	Actual	Variance	Projected	Actual	Variance
Property Tax	76,473	83,520	7,047	5,807,274	5,930,599	123,325
Sales Tax	356,772	367,852	11,080	2,178,198	2,347,800	169,601
Prop. Tax Penalty & Interest	63,029	92,627	29,597	425,030	751,654	326,624
Building and Planning Fees	87,242	102,861	15,618	436,581	518,477	81,896
PILT	2,175,200	2,313,538	138,338	2,175,200	2,313,538	138,338
PUD Priviledge Tax	975,000	1,368,421	393,421	975,000	1,368,421	393,421
Liquor X & P	26,617	56,704	30,086	75,793	105,745	29,952
Wenatchee Court	19,753	30,504	10,752	82,498	118,627	36,129
Law Enforcement Contracts	49,731	76,733	27,001	1,193,554	1,148,875	(44,679)
Recording Fees	12,240	12,990	750	68,188	72,730	4,542
Motor Vehicle Licensing	43,466	44,186	720	204,151	205,267	1,116
Probation Services	20,268	16,771	(3,498)	127,023	116,004	(11,018)
Interfund Payments	71,074	110,423	39,350	641,234	689,496	48,263
Court Fines	87,969	107,052	19,083	406,441	373,505	(32,936)
Treasury Interest	25,836	23,862	(1,974)	72,312	74,440	2,127
Grants\Entitlements	140,500	181,648	41,148	998,685	1,052,517	53,832
Other *	209,403	243,991	34,588	916,741	1,273,340	356,598
TOTAL	4,440,574	5,233,681	793,108	16,783,904	18,461,035	1,677,131

EXPENDITURES	Month-To-Date			Year-To-Date		
	Projected	Actual	Variance	Projected	Actual	Variance
10 - Salaries & Wages	1,194,641	1,190,689	(3,952)	7,093,377	7,010,559	(82,818)
20 - Personnel Benefits	481,068	458,418	(22,650)	2,817,990	2,718,744	(99,246)
30 - Supplies	50,066	38,335	(11,731)	244,083	326,907	82,825
40 - Other Services/Charges	399,692	448,832	49,140	2,370,072	2,496,075	126,003
50 - Intergovernmental Svcs	29,363	35,724	6,362	199,013	221,367	22,354
90 - Interfund Payments	482,344	291,468	(190,877)	2,431,444	2,234,464	(196,980)
00 - Reclassifications	0	0	0	0	0	0
TOTAL	2,637,174	2,463,466	(173,708)	15,155,978	15,008,116	(147,863)

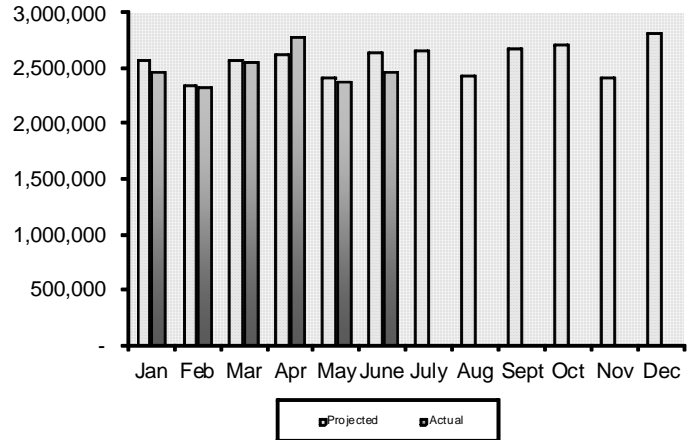
Projected columns are calculated by comparing actuals from the past five years on a monthly basis.
The monthly averages are then applied to the 2012 budget.

* Other revenues include various small fees, grants, and state funds.

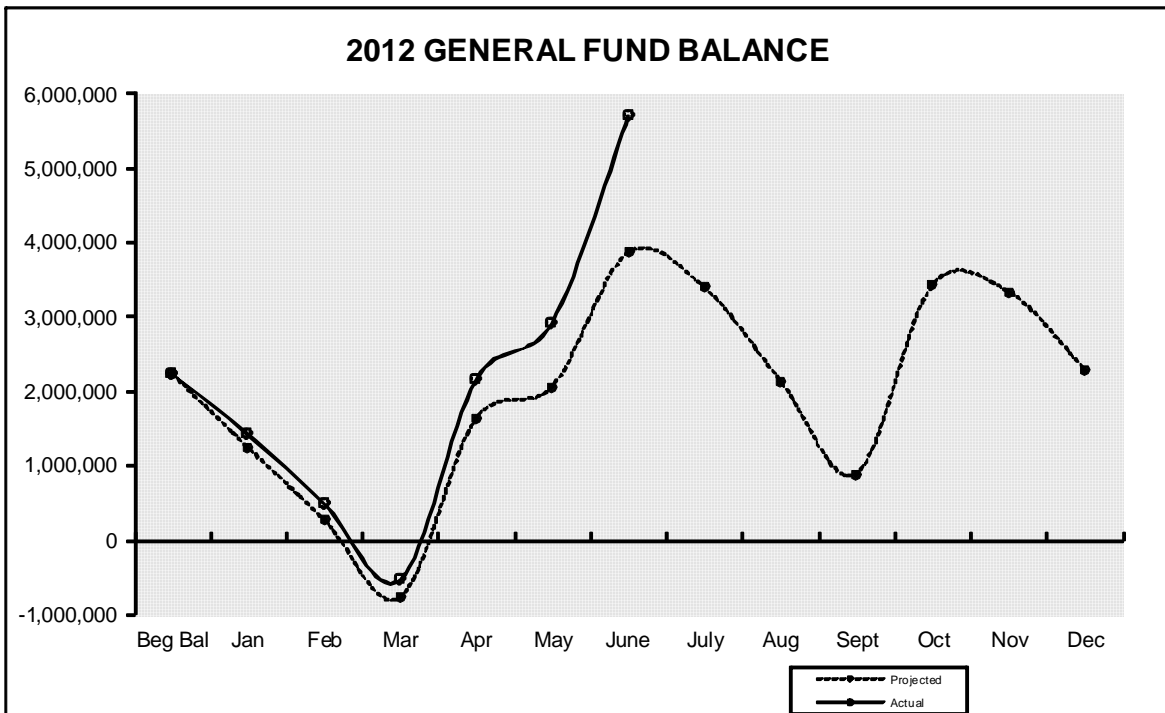
MONTHLY GENERAL FUND REVENUES



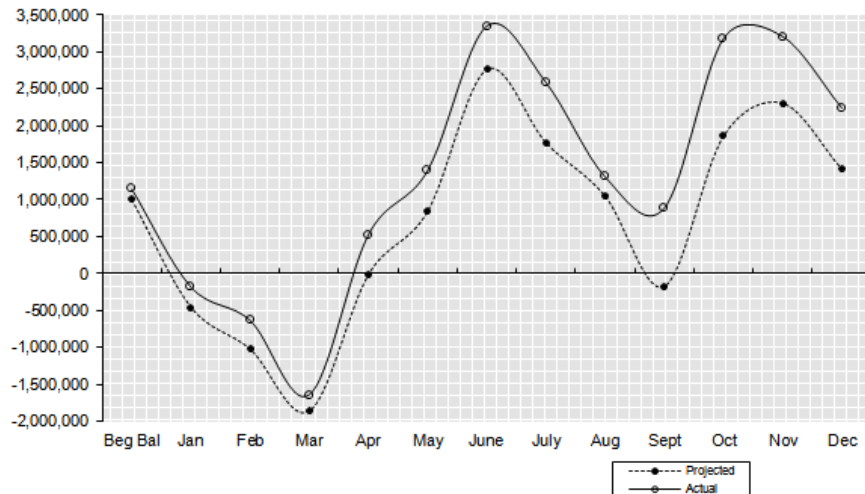
MONTHLY GENERAL FUND EXPENDITURES



2012 GENERAL FUND BALANCE



2011 GENERAL FUND BALANCE



REVENUE

Through June 30, 2012

GENERAL FUND

Dept # / Department	2012 Budget	2012 Actual	Balance	Percent Received
010 Reserve	0	174	(174)	100.0%
010 Assessor	40	4	36	10.9%
015 Auditor	853,967	475,141	378,826	55.6%
020 Community Development	1,011,307	562,157	449,150	55.6%
040 Clerk	786,515	427,798	358,717	54.4%
045 Commissioners	9,153,453	6,634,049	2,519,404	72.5%
050 Coroner	15,000	9,835	5,165	65.6%
052 Information Technology	107,444	53,722	53,722	50.0%
055 Facilities Maintenance	634,294	315,439	318,855	49.7%
065 District Court	1,319,653	617,734	701,919	46.8%
066 District Court Probation	306,529	127,584	178,945	41.6%
075 Extension Services	56,385	17,537	38,848	31.1%
085 Juvenile Services	653,997	285,070	368,927	43.6%
105 Non-Departmental	623,440	387,957	235,483	62.2%
139 Child Support Enforcement	402,638	104,982	297,656	26.1%
140 Prosecuting Attorney	561,841	231,832	330,009	41.3%
145 Sheriff *	2,760,926	1,306,244	1,454,682	47.3%
155 Superior Court System	89,951	53,606	36,345	59.6%
165 Treasurer	1,093,218	919,570	173,648	84.1%
170 Property Taxes	10,572,216	5,930,599	4,641,617	56.1%
TOTALS	31,002,814	18,461,035	12,541,779	59.5%

SPECIFIC FUNDS

Fund	2012 Budget	2012 Actual	Balance	Percent Received
110 County Roads	17,422,317	5,242,598	12,179,719	30.1%
119 Ohme Gardens	206,690	81,687	125,003	39.5%
125 Horticulture	121,758	49,937	71,821	41.0%
128 Noxious Weed	299,951	130,891	169,060	43.6%
180 Natural Resources	3,977,152	236,326	3,740,826	5.9%
405 Wenatchee River Park	242,250	130,139	112,111	53.7%
410 Expo Center	146,162	64,122	82,040	43.9%
411 Fair	173,500	42,176	131,324	24.3%
450 Regional Justice Center	8,179,838	4,176,326	4,003,512	51.1%
510 ER&R	2,855,949	770,246	2,085,703	27.0%
530 Motor Pool	946,724	571,676	375,048	60.4%

* Includes additional revenue budget than what was originally budgeted

EXPENDITURES

Through June 30, 2012

GENERAL FUND

Dept # / Department	2012 Budget	Budget Adjs	2012 Actual	Balance	Percent Expended
010 Assessor	1,107,849	0	509,187	598,662	46.0%
015 Auditor	1,058,166	0	512,814	545,352	48.5%
016 Board of Equalization	7,045	0	1,814	5,231	25.8%
020 Community Development	1,476,894	0	648,000	828,894	43.9%
030 Civil Service Comm	11,097	0	2,726	8,371	24.6%
040 Clerk	1,014,020	0	501,815	512,205	49.5%
045 Commissioners	657,054	0	351,842	305,212	53.5%
050 Coroner	168,850	0	70,453	98,397	41.7%
052 Information Technology	600,422	0	294,641	305,781	49.1%
055 Facilities Maintenance	1,466,271	0	619,317	846,954	42.2%
065 District Court	1,131,163	7,708	531,120	607,751	46.6%
066 District Court Probation	405,227	0	195,191	210,036	48.2%
075 Extension Services	275,735	0	124,827	150,908	45.3%
085 Juvenile Services	2,598,999	0	1,243,443	1,355,556	47.8%
105 Non-Departmental	7,215,183	225,000	3,723,420	3,716,763	50.0%
139 Child Support Enforcement	354,044	0	149,687	204,357	42.3%
140 Prosecuting Attorney	1,792,224	0	878,251	913,973	49.0%
145 Sheriff	7,982,690	75,000	3,914,224	4,143,466	48.6%
155 Superior Court System	963,606	0	456,177	507,429	47.3%
165 Treasurer	577,206	0	279,165	298,041	48.4%
TOTALS	30,863,745	307,708	15,008,116	16,163,337	48.1%

SPECIFIC FUNDS

Fund	2012 Budget	Budget Adjs	2012 Actual	Balance	Percent Expended
110 County Roads	17,803,477	0	3,788,508	14,014,969	21.3%
119 Ohme Gardens	227,142	0	92,470	134,672	40.7%
125 Horticulture	134,149	0	45,353	88,796	33.8%
128 Noxious Weed	311,633	0	126,462	185,171	40.6%
180 Natural Resources	3,999,676	0	563,100	3,436,576	14.1%
405 Wenatchee River Park	266,345	0	91,315	175,030	34.3%
410 Expo Center	136,308	0	72,143	64,165	52.9%
411 Fair	172,166	0	9,212	162,954	5.4%
450 Regional Justice Center	8,430,974	0	4,065,641	4,365,333	48.2%
510 ER&R	2,767,380	0	1,582,676	1,184,704	57.2%
530 Motor Pool	948,329	0	406,248	542,081	42.8%

CASH & INVESTMENTS

Fund	April 30, 2012 Cash & Investments	May 31, 2012 Cash & Investments	June 30, 2012 Cash & Investments
010 General	3,530,150	4,282,994	7,022,590
110 County Roads	5,100,086	5,830,905	5,618,863
119 Ohme Gardens	64,685	78,570	88,453
125 Horticulture Pest & Disease	41,450	54,505	47,758
128 Noxious Weed	34,979	49,805	31,383
140 Cashmere-Dryden Airport	30,669	32,360	32,956
180 Natural Resources	89,766	41,843	60,404
190 Criminal Justice Tax	1,170,460	1,039,368	1,090,285
301 REET 1	1,201,918	1,128,431	1,159,951
405 Wenatchee River Park	51,797	113,859	119,965
410 Expo Center	544	20,037	22,324
411 Fair	11,460	43,564	52,805
450 Regional Justice Center	997,911	972,031	944,667
510 ER&R	1,460,665	1,448,753	1,447,288
526 Health Insurance	230,620	246,835	239,604
530 Motor Pool	394,700	354,484	181,371
535 Unemployment Comp	119,740	92,587	105,995
540 Tort Claims & Insurance	296,076	283,567	257,381

Accounts Receivable Outstanding Older than 30 days

Auditor

010015-01242	5/7/2010	North Meridian Title & Escrow	4,033.00
010015-01252	5/19/2010	North Meridian Title & Escrow	5,889.00
010015-01256	6/2/2010	North Meridian Title & Escrow	5,216.00
010015-01266	6/21/2010	North Meridian Title & Escrow	5,265.00
010015-01270	7/1/2010	North Meridian Title & Escrow	7,446.00
010015-01281	7/19/2010	North Meridian Title & Escrow	3,019.00

Public Works

401001-01934	4/11/2012	Mason Roofing & Construction	115.00
401001-01965	5/25/2012	WA St Dept of Ecology	23,560.77
403001-00279	5/25/2012	City of Wenatchee	4,330.00
510001-00813	5/25/2012	Chelan County Coroner	157.57

Parent Education

136001-00022	3/6/2012	Council for Children/Families	34.97
--------------	----------	-------------------------------	-------

Community Services & Housing

163001-00014	10/7/2010	DCTED - OCD - Housing Div	22,727.95
--------------	-----------	---------------------------	-----------

Natural Resources

180001-00708	12/31/2011	WA St Dept of Ecology	9,191.01
180001-00713	12/31/2011	National Fish & Wildlife Found	2,022.12
180001-00714	12/31/2011	National Fish & Wildlife Found	18,641.10
180001-00720	12/31/2011	Emergency Management WA	1,136.31
180001-00729	5/1/2012	Cascadia Conservation Dist	2,000.00
180001-00731	5/1/2012	WA St Dept of Ecology	4,777.27
180001-00745	5/22/2012	National Fish & Wildlife Found	1,391.68

Substance Abuse

193001-00166	05/23/2012	DSHS	5,240.39
193001-00167	05/23/2012	DSHS	58,481.00

Regional Justice Center

450001-01865	05/24/2011	DHS/ICE	147.00
450001-01876	06/06/2011	DHS/ICE	367.50
450001-01909	07/05/2011	DHS/ICE	955.50
450001-01941	08/02/2011	DHS/ICE	294.00
450001-01944	08/02/2011	Score	2,730.00
450001-01973	09/05/2011	DHS/ICE	441.00
450001-02014	10/04/2011	DHS/ICE	220.50
450001-02052	11/02/2011	DHS/ICE	1,617.00
450001-02083	12/05/2011	DHS/ICE	588.00
450001-02114	12/31/2011	DHS/ICE	661.50
450001-02142	02/02/2012	DHS/ICE	882.00
450001-02197	04/09/2012	DHS/ICE	441.00
450001-02232	05/07/2012	DHS/ICE	441.00
450001-02242	05/07/2012	YWCA	127.50
450001-02246	05/21/2012	Department of Corrections	1,031.80

Health Insurance

526001-00003	12/31/2010	Daryl Mathena	241.03
526001-00004	3/8/2011	Daryl Mathena	458.78

If any of these outstanding receivables have been paid, will not be paid, or need adjustment,
please contact the Chelan County Auditor's Accounting Office.